

SFP 120 km transceiver | Cisco Compatible 1G ZX Ethernet

Designed for OEM networks such as Cisco, HP, Juniper, Brocade, Alcatel etc.

Datasheet

SFP Optical Transceiver Product Features

- Exclusive Japanese OSAs for Ultimate Reliability
- 1000BASE-ZX Ethernet 32dB SFP
- 120 km ZX SFP for SMF @ 1.25Gbps
- 1550nm DFB+APD Laser 120 km SFP
- 0°C - 70°C Temperature - Extended/Industrial Available
- 2-Wire Interface Digital Diagnostic Monitoring (SFF-8724)
- Hot-swappable for SFP LC ports
- Extended 2 Years Warranty
- Tested and Certified in Brand Specific Networks and Target Applications
- Assembled Using Highest Quality Raw Components
- SFP MSA / IEEE Std 802.3 & ROHS

PSFP-11DT55K120



Applications

- 1.25Gbps Gigabit Ethernet
- Fibre Channel 1x
- Other Optical Links

Description

Platinum OEM Series PSFP-11DT55K120 is a Cisco Compatible Duplex 1000BASE-ZX Ethernet SFP transceiver designed for long distance optical communications up to 120 km with signaling rates up to 1.25Gbps.

OptoSpan Platinum OEM Series 1.25Gbps Duplex optical transceivers have undergone rigorous qualification and certification testing to provide End-to-End Compatibility using switching equipment from CISCO, BROCADE, JUNIPER, ALCATEL, HP (select models), NORTEL, EMC, QLOGIC and other OEMs.

All OptoSpan Platinum OEM Series long-reach SFP s are ROHS compliant, allow for real-time diagnostic monitoring as per SFF-8472 and designed to meet Multi-Source Agreement (MSA) standards for Duplex transceivers with LC interface.

Optical Budget Calculation for 120 km Platinum OEM SFP Optical Transceiver

| PSFP- 11DT55K120 | Distance: 120 km | | | | Fiber: 1550nm SMF | |
|-----------------------------|------------------|---------------|---------------|---------------|------------------------|-----------------------|
| | Tx Min dBm | Tx Max dBm | Rx Min dBm | Rx Max dBm | Link Attenuation dB | Power Budget dB |
| Product Specifications | 0 | 5 | -32 | -10 | | |
| Optical Calculation Results | | | -29.8 | -24.8 | 29.8 | 32 |

SFP 120 km transceiver | Cisco Compatible 1G ZX Ethernet

General Specifications

| Parameter | Unit | Min. | Typ. | Max |
|--|------|------|------|------|
| Absolute Maximum Ratings | | | | |
| Maximum Supply Voltage | V | -0.5 | | 3.6 |
| Storage Temperature | °C | -40 | | +85 |
| Case Operating Temperature | °C | 0 | | +70 |
| Recommended Operating Condition | | | | |
| Supply Voltage | V | 3.13 | 3.3 | 3.45 |
| Supply Current | mA | | | 300 |
| Data Rate | Gbps | | 1.25 | |

Electrical Characteristics

| Parameter | Unit | Min. | Typ. | Max |
|-----------------------------------|------|------|------|------|
| Transmitter | | | | |
| Differential Input Voltage Swing | mVpp | 500 | | 2400 |
| Input Differential Impedance | ohm | 85 | 100 | 115 |
| Transmit Disable Voltage - High | V | 2.0 | | Vcc |
| Transmit Disable Voltage - Low | V | 0 | | 0.8 |
| Transmit Fault Voltage - High | V | 2.0 | | Vcc |
| Transmit Fault Voltage - Low | V | 0 | | 0.5 |
| Receiver | | | | |
| Differential Output Voltage Swing | mVpp | 370 | | 2000 |
| Differential Output Impedance | ohms | | | |
| LOS Output Voltage - High | V | 2.0 | | Vcc |
| LOS Output Voltage - Low | V | 0 | | 0.8 |

SFP 120 km transceiver | Cisco Compatible 1G ZX Ethernet

Optical Characteristics

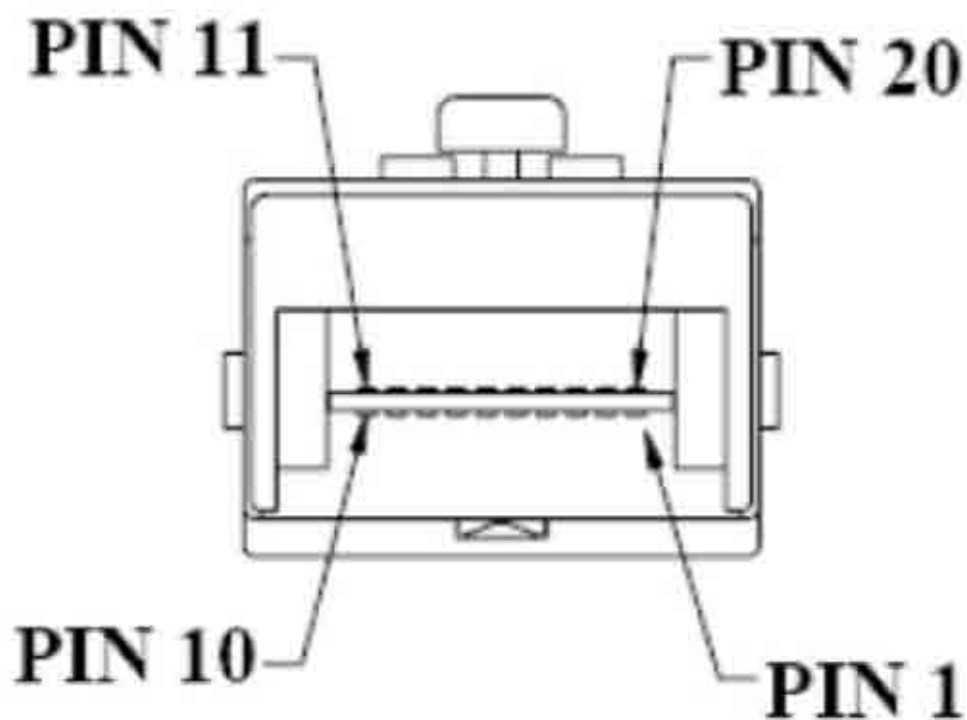
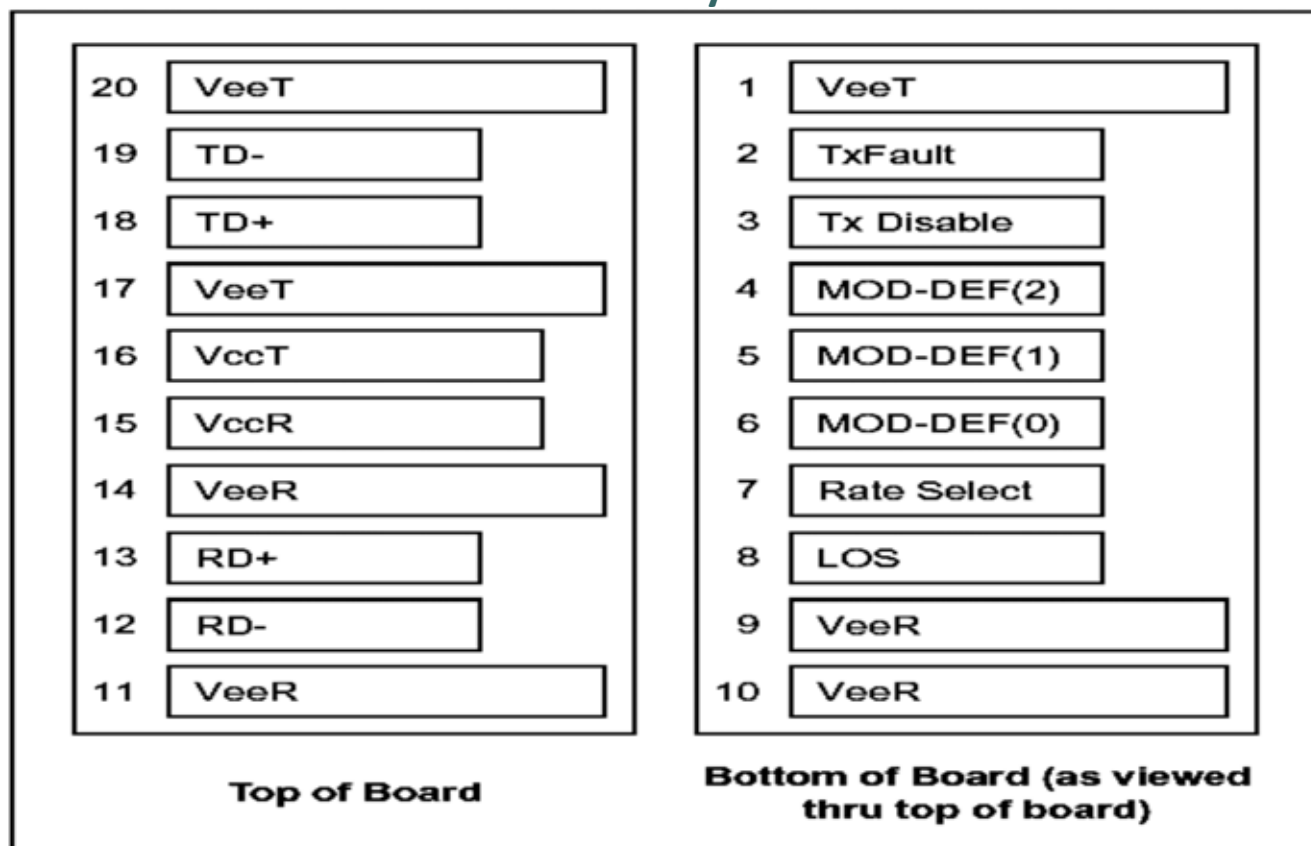
| Parameter | Unit | Min. | Typ. | Max |
|---------------------------------|------|------|------|------|
| Transmitter | | | | |
| Output Optical Power | dBm | 0 | | 5 |
| Optical Extinction Ratio | dB | 9 | | |
| Optical Wavelength | nm | 1500 | 1550 | 1580 |
| Spectral Width | nm | | | 1 |
| Side Mode Suppression Ratio | dB | 30 | | |
| Receiver | | | | |
| Optical Center Wavelength | nm | 1260 | | 1600 |
| Receiver Sensitivity @ 1.25Gbps | dBm | -32 | | -10 |
| LOS DE-Assert | dBm | | | -33 |
| LOS Assert | dBm | -42 | | |

Laser Safety

This is a class 1 Laser Product according to IEC 60825-1:1993:+A1:1997+A2:2001. This product complies with 21 CFR 1040.10 and 1040 except for deviations pursuant to Laser Notice No. 50, dated July 26, 2001.

SFP 120 km transceiver | Cisco Compatible 1G ZX Ethernet

PIN Layout





Platinum OEM Series

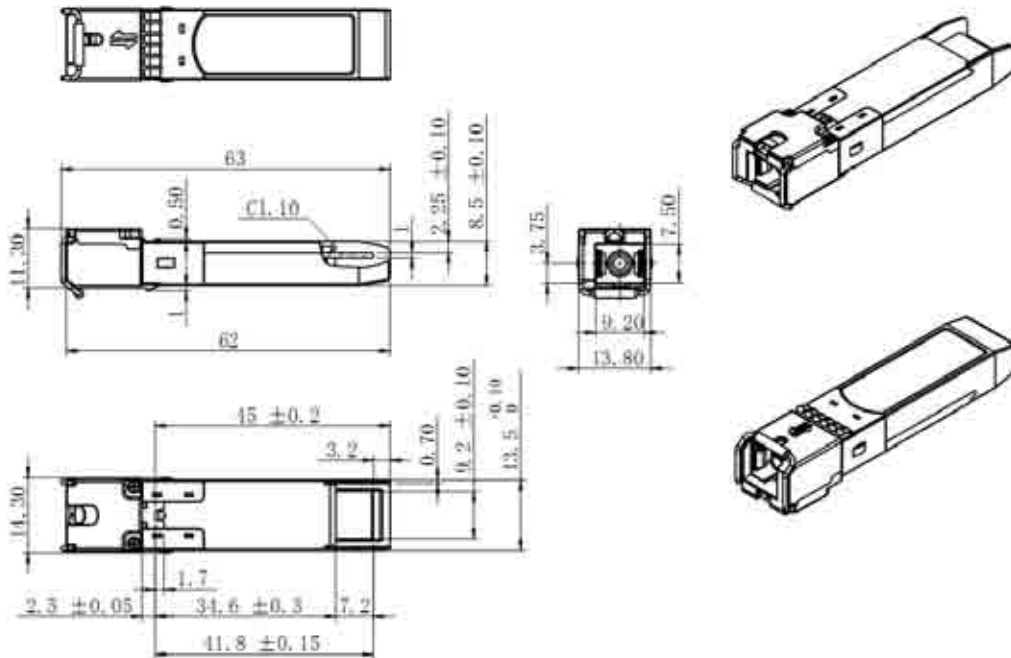
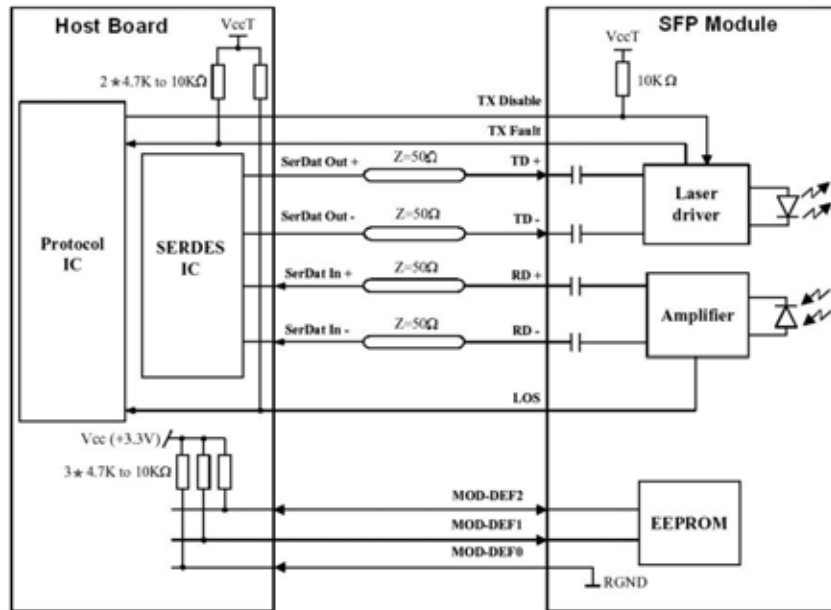
SFP 120 km transceiver | Cisco Compatible 1G ZX Ethernet

PIN Functions

| Pin # | Name - Description |
|-------|------------------------------|
| 1 | Transmitter Ground |
| 2 | Transmitter Fault Indication |
| 3 | Transmitter Disable |
| 4 | SDA Serial Data Signal |
| 5 | SCL Serial Clock Signal |
| 6 | TTL Low |
| 7 | Not Connected |
| 8 | Loss of Signal |
| 9 | Receiver ground |
| 10 | Receiver ground |
| 11 | Receiver ground |
| 12 | Inv. Received Data Out |
| 13 | Received Data Out |
| 14 | Receiver ground |
| 15 | Receiver Power Supply |
| 16 | Transmitter Power Supply |
| 17 | Transmitter Ground |
| 18 | Transmit Data In |
| 19 | Inv. Transmit Data In |
| 20 | Transmitter Ground |
| 21 | |
| 22 | |
| 23 | |
| 24 | |
| 25 | |
| 26 | |
| 27 | |
| 28 | |
| 29 | |
| 30 | |

SFP 120 km transceiver | Cisco Compatible 1G ZX Ethernet

Mechanical Layouts



OptoSpan reserves the right to make changes or to discontinue any optical product or service without any notice. Applications and features described herein are for illustrative purposes only. OptoSpan makes no representation of warranty that such applications or features will be suitable for any specific use or compatibility without further testing or modifications. Not responsible for typographical errors.