

**XFP SONET/SDH DWDM 80 km transceiver | Cisco Compatible 10G ZR SONET OC-192 / STM-64 w/ CDR**  
**Designed for OEM networks such as Cisco, HP, Juniper, Brocade, Alcatel etc.**

### Datasheet

## SONET/SDH XFP Optical Transceiver Product Features

- Exclusive Japanese OSAs for Ultimate Reliability
- SONET OC-192 / STM-64 w/ CDR 23dB SONET/SDH XFP
- 80 km ZR SONET/SDH XFP for SMF @ 10Gbps
- 50GHz (C-Band) EML+APD Laser 80 km SONET/SDH XFP
- 0°C - 70°C Temperature - Extended/Industrial Available
- 2-Wire Interface Digital Diagnostic Monitoring (SFF-8724)
- Hot-swappable for SONET/SDH XFP LC ports
- Extended 2 Years Warranty
- Tested and Certified in Brand Specific Networks and Target Applications
- Assembled Using Highest Quality Raw Components
- XFP MSA, IEEE 802.3ae & ROHS

## PXFS-10GXXXK080



### Applications

- SONET OC-192 / SDH STM-64
- OTN ITU-T G.709
- 10GBASE-ZR @ 10.31Gbps
- 10GbE & 10Gb/s FC w/FEC

## Description

Platinum OEM Series PXFS-10GXXXK080 is a Cisco Compatible DWDM SONET OC-192 / STM-64 w/ CDR SONET/SDH XFP with CDR, FEC & OTN G.709 transceiver designed for long distance optical communications up to 80 km with signaling rates up to 10Gbps.

OptoSpan Platinum OEM Series 10Gbps DWDM optical transceivers have undergone rigorous qualification and certification testing to provide End-to-End Compatibility using switching equipment from CISCO, BROCADE, JUNIPER, ALCATEL, HP (select models), NORTEL, EMC, QLOGIC and other OEMs.

All OptoSpan Platinum OEM Series long-reach SONET/SDH XFP s are ROHS compliant, allow for real-time diagnostic monitoring as per SFF-8472 and designed to meet Multi-Source Agreement (MSA) standards for DWDM transceivers with LC interface.

### Optical Budget Calculation for 80 km Platinum OEM SONET/SDH XFP Optical Transceiver

PXFS- 10GXXXK080	Distance: 80 km				Fiber: 50GHz (C-Band)	
	Tx Min dBm	Tx Max dBm	Rx Min dBm	Rx Max dBm	Link Attenuation dB	Power Budget dB
Product Specifications	0	4	-23	-10		
Optical Calculation Results			-22.8	-18.8	22.8	23

## XFP SONET/SDH DWDM 80 km transceiver | Cisco Compatible 10G ZR SONET OC-192 / STM-64 w, General Specifications

Parameter	Unit	Min.	Typ.	Max
<b>Absolute Maximum Ratings</b>				
Maximum Supply Voltage	V	-0.5		4.0
Storage Temperature	°C	-40		+85
Case Operating Temperature	°C	-5		+70
<b>Recommended Operating Condition</b>				
Supply Voltage	V	3.13	3.3	3.45
Supply Current	mA			750
Data Rate	Gbps			

## Electrical Characteristics

Parameter	Unit	Min.	Typ.	Max
<b>Transmitter</b>				
Differential Input Voltage Swing	mVpp	120		820
Input Differential Impedance	ohm		100	
Transmit Disable Voltage - High	V	2.0		Vcc
Transmit Disable Voltage - Low	V	GND		GND+0.8
Transmit Fault Voltage - High	V			
Transmit Fault Voltage - Low	V			
<b>Receiver</b>				
Differential Output Voltage Swing	mVpp	340	650	850
Differential Output Impedance	ohms			
LOS Output Voltage - High	V	Vcc-0.5		VccHOST
LOS Output Voltage - Low	V	GND		GND+0.5

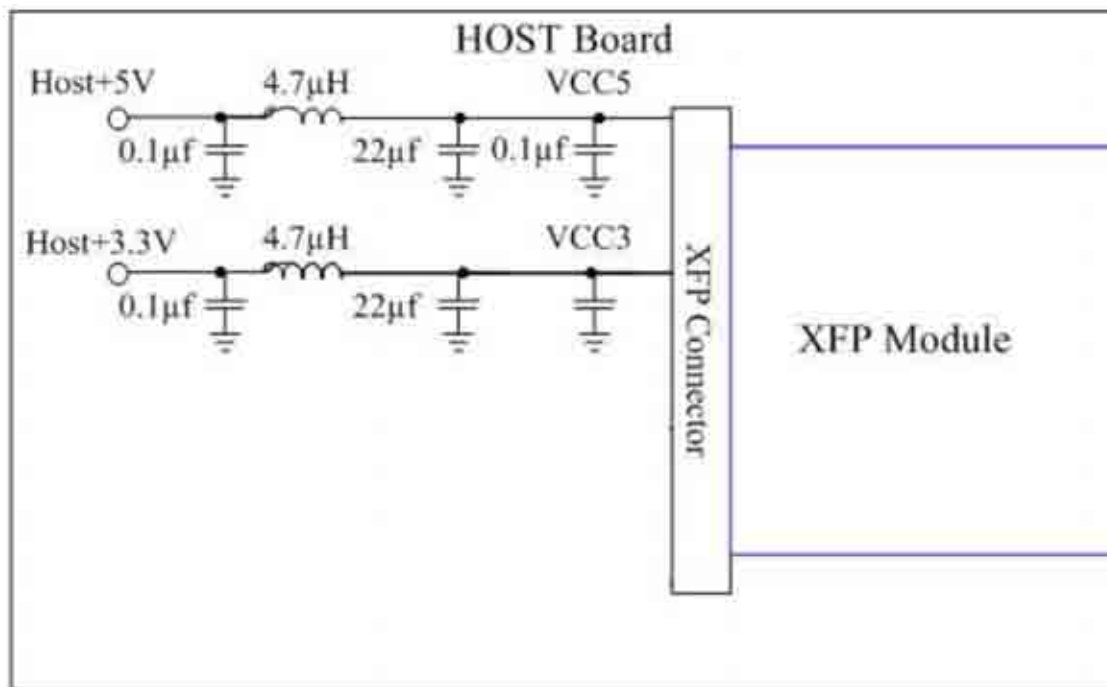

## Optical Characteristics

Parameter	Unit	Min.	Typ.	Max
<b>Transmitter</b>				
Output Optical Power	dBm	0		4
Optical Extinction Ratio	dB	8.2	9	
Optical Wavelength	nm	X-100	X	X+100
Spectral Width	nm			
Side Mode Suppression Ratio	dB			
<b>Receiver</b>				
Optical Center Wavelength	nm	1520		1600
Receiver Sensitivity @ 10.7Gb/s	dBm	-23		-10
LOS DE-Assert	dBm			-25
LOS Assert	dBm	-37		

## Laser Safety

This is a class 1 Laser Product according to IEC 60825-1:1993:+A1:1997+A2:2001. This product complies with 21 CFR 1040.10 and 1040 except for deviations pursuant to Laser Notice No. 50, dated July 26, 2001.

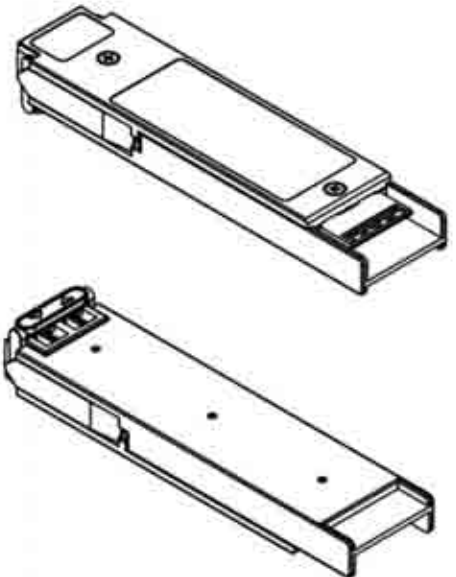
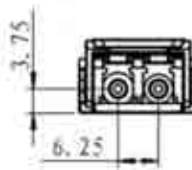
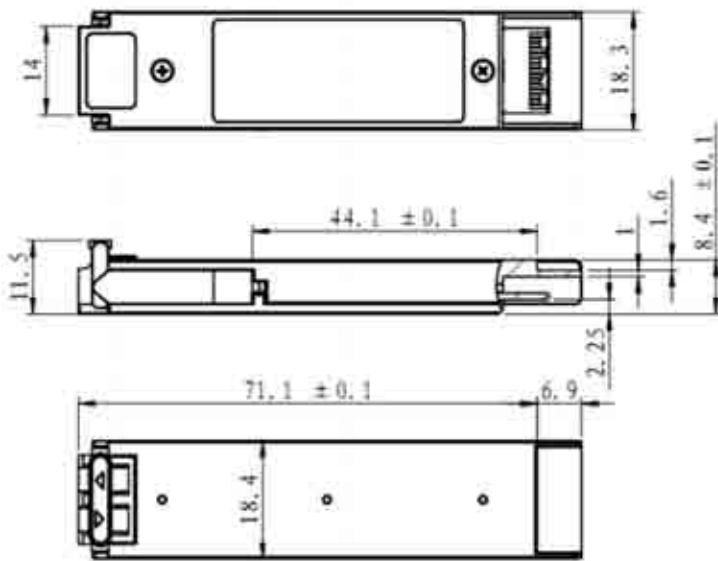
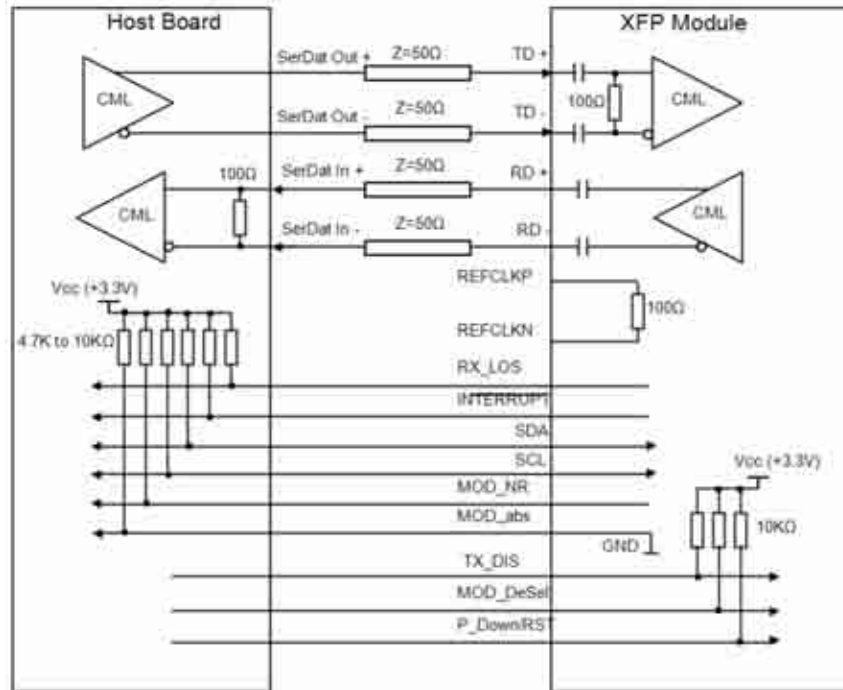
XFP SONET/SDH DWDM 80 km transceiver | Cisco Compatible 10G ZR SONET OC-192 / STM-64 w,  
PIN Layout



**XFP SONET/SDH DWDM 80 km transceiver | Cisco Compatible 10G ZR SONET OC-192 / STM-64 w, PIN Functions**

Pin #	Name - Description
1	Module Ground
2	Optional –5.2 Power Supply – Not required
3	Module De-select
4	Interrupt (bar)
5	Transmitter Disable; Transmitter laser source turned off
6	+5 Power Supply
7	Module Ground
8	+3.3V Power Supply
9	+3.3V Power Supply
10	Serial 2-wire interface clock
11	Serial 2-wire interface data line
12	Module Absent; Indicates module is not present. Grounded in the module
13	Module Not Ready
14	Receiver Loss of Signal indicator
15	Module Ground
16	Module Ground
17	Receiver inverted data output
18	Receiver non-inverted data output
19	Module Ground
20	+1.8V Power Supply
21	Power Down; When high, places the module in the low power stand-by mode
22	+1.8V Power Supply
23	Module Ground
24	Reference Clock non-inverted input, AC coupled on the host board – Not required
25	Reference Clock inverted input, AC coupled on the host board – Not required
26	Module Ground
27	Module Ground
28	Transmitter inverted data input
29	Transmitter non-inverted data input
30	Module Ground

XFP SONET/SDH DWDM 80 km transceiver | Cisco Compatible 10G ZR SONET OC-192 / STM-64 w/  
Mechanical Layouts



OptoSpan reserves the right to make changes or to discontinue any optical product or service without any notice. Applications and features described herein are for illustrative purposes only. OptoSpan makes no representation of warranty that such applications or features will be suitable for any specific use or compatibility without further testing or modifications. Not responsible for typographical errors.