

## Datasheet

### SFP Optical Transceiver Product Features

- SONET OC-48 / STM-16 26dB SFP
- 80 km LX SFP for SMF @ 2.67Gbps Multirate
- 1550nm DFB+APD Laser 80 km SFP
- 0°C - 70°C Temperature - Extended/Industrial Available
- 2-Wire Interface Digital Diagnostic Monitoring (SFF-8724)
- Hot-swappable for SFP LC ports
- OptoSpan 1 year standard warranty
- Use with Finisar, Avago, JDSU & networks not requiring OEM compatibility
- SFP MSA / IEEE Std 802.3
- RoHS compliant

\* For OEM Compatibility, use Platinum Series Part# PSFP-MR2T55K080

### SFP-MR2-K080T55



### Applications

- 1.25Gbps Gigabit Ethernet
- Fibre Channel 2x
- SONET/SDH
- Other Optical Links
- Fibre Channel 1x
- SONET OC-48

### Description

OptoSpan SFP-MR2-K080T55 is a Duplex SONET OC-48 / STM-16 SFP transceiver designed for long distance optical communications up to 80 km with signaling rates up to 2.67Gbps.

OptoSpan 2Gb Standard optical transceivers are compatible with many brands such as Finisar, Avago, JDSU and network environments that do not require any special compatibility. For networks that require special OEM compatibility, such as CISCO, BROCADE, JUNIPER, ALCATEL, HP, NORTEL, EMC, QLOGIC and other OEMs, consider OptoSpan Platinum OEM Series transceiver model# PSFP-MR2T55K080.

All OptoSpan long-reach SFP s are ROHS compliant, allow for real-time diagnostic monitoring as per SFF-8472 and designed to meet Multi-Source Agreement (MSA) standards for Duplex transceivers with LC interface.

### Optical Budget Calculation for 80 km SFP Optical Transceiver

SFP-MR2-K080T55	Distance: 80 km				Fiber: 1550nm SMF	
	Tx Min dBm	Tx Max dBm	Rx Min dBm	Rx Max dBm	Link Attenuation dB	Power Budget dB
Product Specifications	-2	+3	-28	-9		
Optical Calculation Results			-27	-22	25	26



SFP 80 km transceiver | 2G LX SONET OC-48 / STM-16

### General Specifications

Parameter	Unit	Min.	Typ.	Max
Absolute Maximum Ratings				
Maximum Supply Voltage	V	-0.5		3.6
Storage Temperature	°C	-40		+85
Case Operating Temperature	°C	0		+70
Recommended Operating Condition				
Supply Voltage	V	3.15	3.3	3.45
Supply Current	mA			300
Data Rate	Gbps		2.67	

### Electrical Characteristics

Parameter	Unit	Min.	Typ.	Max
Transmitter				
Differential Input Voltage Swing	mVpp	400		1600
Input Differential Impedance	ohm	85	100	115
Transmit Disable Voltage - High	V	2		Vcc
Transmit Disable Voltage - Low	V	0		0.8
Transmit Fault Voltage - High	V	2		Vcc+0.3
Transmit Fault Voltage - Low	V	0		0.5
Receiver				
Differential Output Voltage Swing	mVpp	400	800	1200
Differential Output Impedance	ohms	85	100	115
LOS Output Voltage - High	V	2		Vcc+0.3
LOS Output Voltage - Low	V	0		0.8



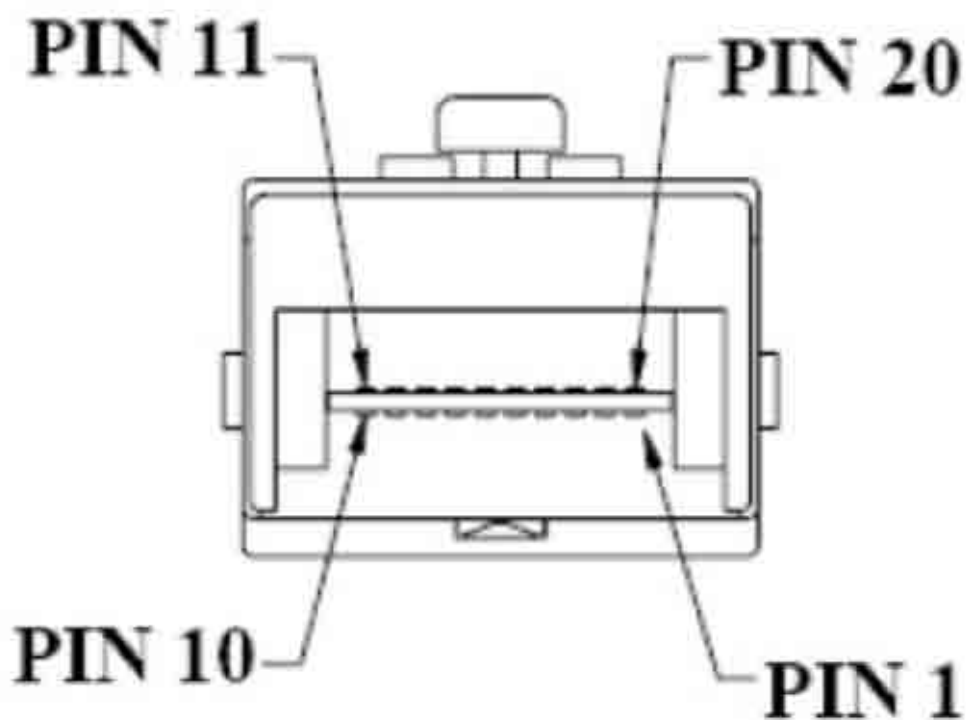
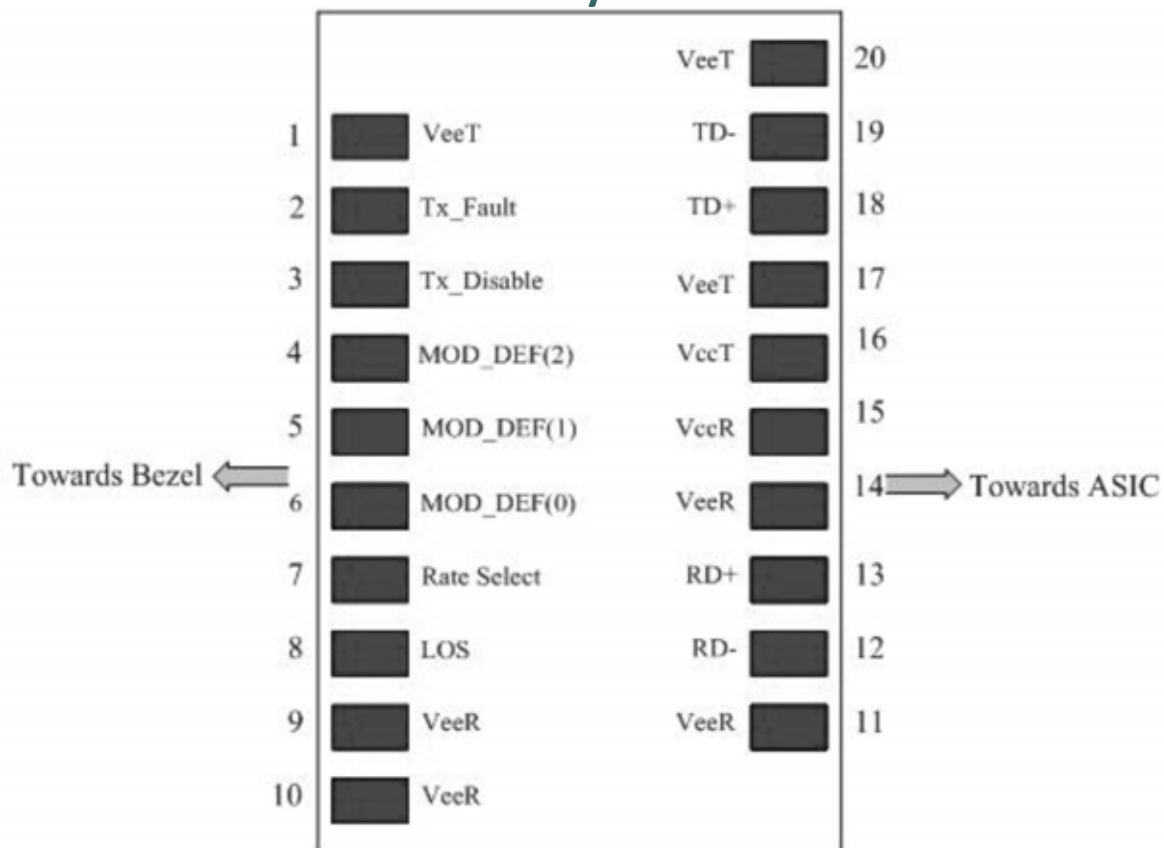
SFP 80 km transceiver | 2G LX SONET OC-48 / STM-16

## Optical Characteristics

Parameter	Unit	Min.	Typ.	Max
<b>Transmitter</b>				
Output Optical Power	dBm	-2		+3
Optical Extinction Ratio	dB	8.2		
Optical Wavelength	nm	1500	1550	1600
Spectral Width	nm			1
Side Mode Suppression Ratio	dB	30		
<b>Receiver</b>				
Optical Center Wavelength	nm	1260		1600
Receiver Sensitivity @ OC-48	dBm	-28		-9
Receiver Sensitivity @ 1GbE	dBm	-30		-9
LOS DE-Assert	dBm			-29
LOS Assert	dBm	-42		

## Laser Safety

This is a class 1 Laser Product according to IEC 60825-1:1993:+A1:1997+A2:2001. This product complies with 21 CFR 1040.10 and 1040 except for deviations pursuant to Laser Notice No. 50, dated July 26, 2001.

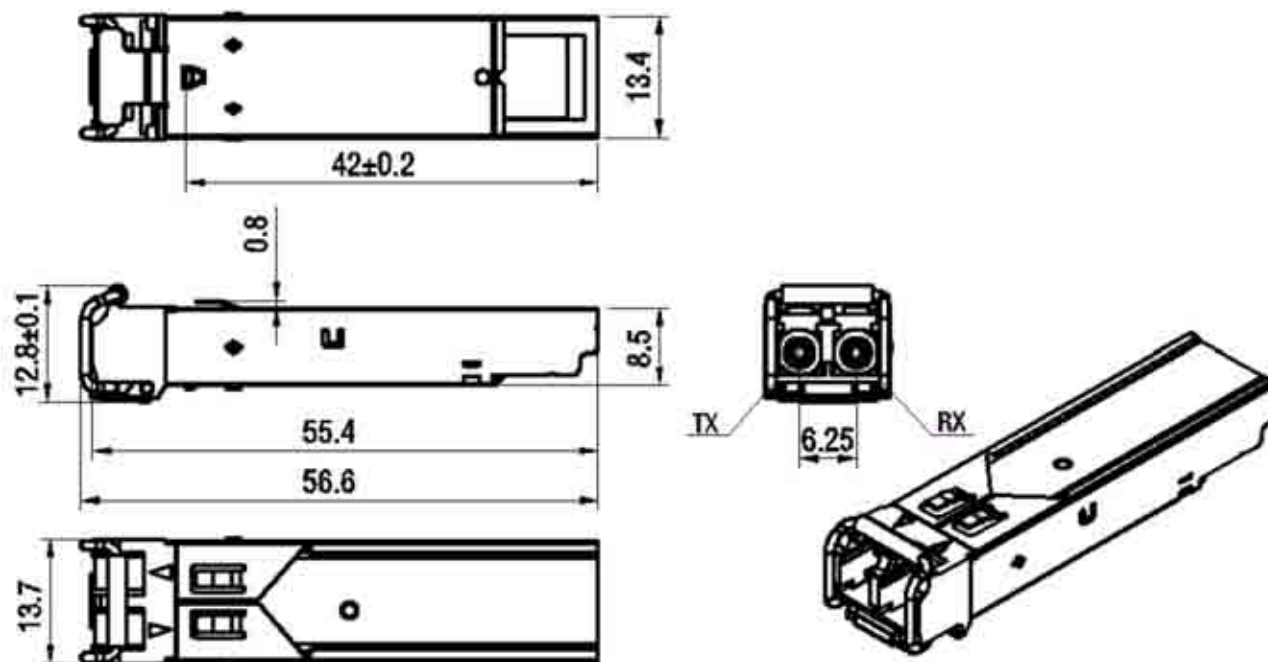
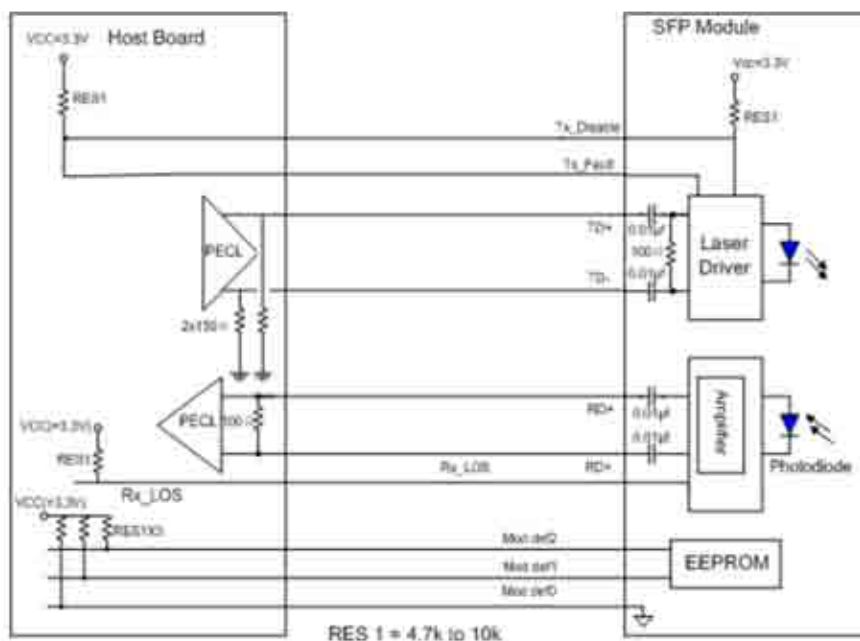




**SFP 80 km transceiver | 2G LX SONET OC-48 / STM-16**  
**PIN Functions**

Pin #	Name - Description
1	Transmitter Ground
2	Transmitter Fault Indication
3	Transmitter Disable
4	Module Definition 2
5	Module Definition 1
6	Module Definition 0
7	Not Connect
8	Loss of Signal
9	Receiver Ground
10	Receiver Ground
11	Receiver Ground
12	Inv. Received Data Out
13	Received Data Out
14	Receiver Ground
15	Receiver Power
16	Transmitter Power
17	Transmitter Ground
18	Transmit Data In
19	Inv. Transmit Data In
20	Transmitter Ground
21	
22	
23	
24	
25	
26	
27	
28	
29	
30	

## SFP 80 km transceiver | 2G LX SONET OC-48 / STM-16



OptoSpan reserves the right to make changes or to discontinue any optical product or service without any notice. Applications and features described herein are for illustrative purposes only. OptoSpan makes no representation of warranty that such applications or features will be suitable for any specific use or compatibility without further testing or modifications. Not responsible for typographical errors.