

## Datasheet

### XFP Optical Transceiver Product Features

- 10GBASE-ER/EW Ethernet 16dB XFP
- 40 km ER XFP for SMF @ 10Gbps
- 1270Tx - 1330Rx DFB+PIN Laser 40 km XFP
- 0°C - 70°C Temperature - Extended/Industrial Available
- 2-Wire Interface Digital Diagnostic Monitoring (SFF-8724)
- Hot-swappable for XFP LC ports
- OptoSpan 1 year standard warranty
- Use with Finisar, Avago, JDSU & networks not requiring OEM compatibility
- XFP MSA, IEEE 802.3ae
- RoHS compliant

\* For OEM Compatibility, use Platinum Series Part# PXP-10GB27K040

### XFP-10G-K040B27



### Applications

- 10GBASE-ER @ 10.31Gbps
- 10 Gigabit Ethernet
- Fibre Channel 8x
- Fibre Channel 4x

### Description

OptoSpan XFP-10G-K040B27 is a Single Fiber BiDirectional 10GBASE-ER/EW Ethernet 10G Ethernet / 8G FC XFP transceiver designed for long distance optical communications up to 40 km with signaling rates up to 10Gbps.

OptoSpan 10Gb Single Fiber optical transceivers are compatible with many brands such as Finisar, Avago, JDSU and network environments that do not require any special compatibility. For networks that require special OEM compatibility, such as CISCO, BROCADE, JUNIPER, ALCATEL, HP, NORTEL, EMC, QLOGIC and other OEMs, consider OptoSpan Platinum OEM Series transceiver model# PXP-10GB27K040.

All OptoSpan long-reach XFP s are ROHS compliant, allow for real-time diagnostic monitoring as per SFF-8472 and designed to meet Multi-Source Agreement (MSA) standards for Single Fiber BiDirectional (BiDi) transceivers with LC interface.

### Optical Budget Calculation for 40 km XFP Optical Transceiver

XFP- 10G- K040B27	Distance: 40 km				Fiber: 1270Tx - 1330Rx SMF	
	Tx Min dBm	Tx Max dBm	Rx Min dBm	Rx Max dBm	Link Attenuation dB	Power Budget dB
Product Specifications	1	5	-15	0.5		
Optical Calculation Results			-14.4	-10.4	15.4	16



XFP Single Fiber 40 km transceiver | 10G ER Ethernet

### General Specifications

Parameter	Unit	Min.	Typ.	Max
<b>Absolute Maximum Ratings</b>				
Maximum Supply Voltage	V	-0.5		4
Storage Temperature	°C	-40		85
Case Operating Temperature	°C	0		70
<b>Recommended Operating Condition</b>				
Supply Voltage	V	3.13		3.45
Supply Current	mA			580
Data Rate	Gbps	9.95		10.52

### Electrical Characteristics

Parameter	Unit	Min.	Typ.	Max
<b>Transmitter</b>				
Differential Input Voltage Swing	mVpp	120		820
Input Differential Impedance	ohm	90	100	110
Transmit Disable Voltage - High	V	2.0		Vcc
Transmit Disable Voltage - Low	V	GND		GND+0.8
Transmit Fault Voltage - High	V			
Transmit Fault Voltage - Low	V			
<b>Receiver</b>				
Differential Output Voltage Swing	mVpp	340	650	850
Differential Output Impedance	ohms			
LOS Output Voltage - High	V	2.4		Vcc
LOS Output Voltage - Low	V	GND		GND+0.5

## Optical Characteristics

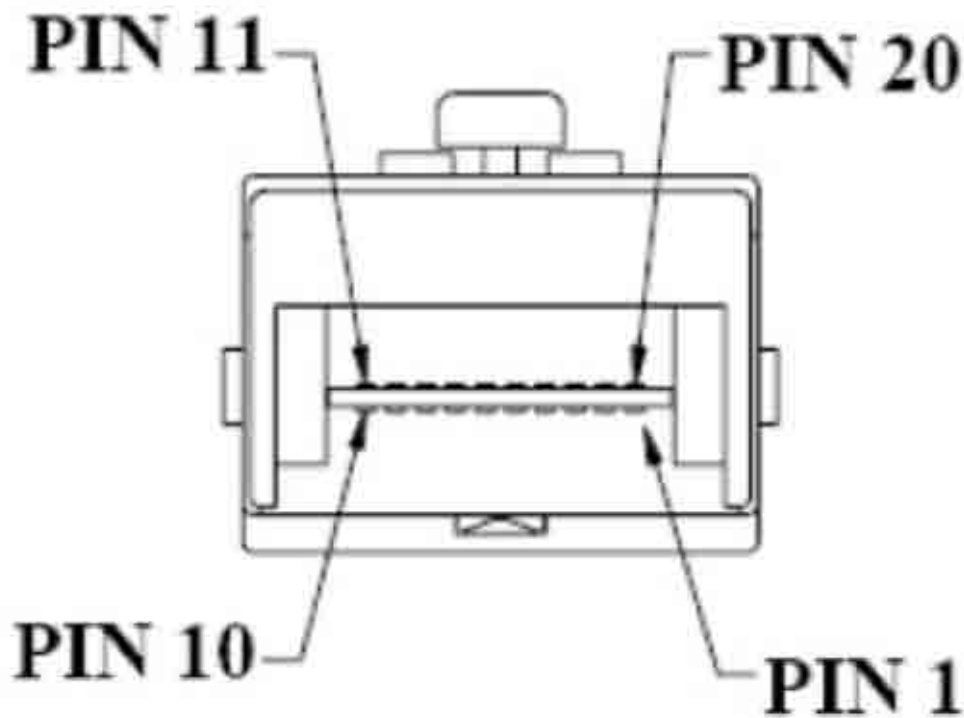

Parameter	Unit	Min.	Typ.	Max
<b>Transmitter</b>				
Output Optical Power	dBm	1		5
Optical Extinction Ratio	dB	3.5		
Optical Wavelength	nm	1260	1270	1280
Spectral Width	nm			1
Side Mode Suppression Ratio	dB	30		
<b>Receiver</b>				
Optical Center Wavelength	nm	1320		1340
Receiver Sensitivity @ 10.3125	dBm	-15		0.5
LOS DE-Assert	dBm			-17
LOS Assert	dBm	-29		

## Laser Safety

This is a class 1 Laser Product according to IEC 60825-1:1993:+A1:1997+A2:2001. This product complies with 21 CFR 1040.10 and 1040 except for deviations pursuant to Laser Notice No. 50, dated July 26, 2001.

# Optospan

XFP Single Fiber 40 km transceiver | 10G ER Ethernet  
PIN Layout

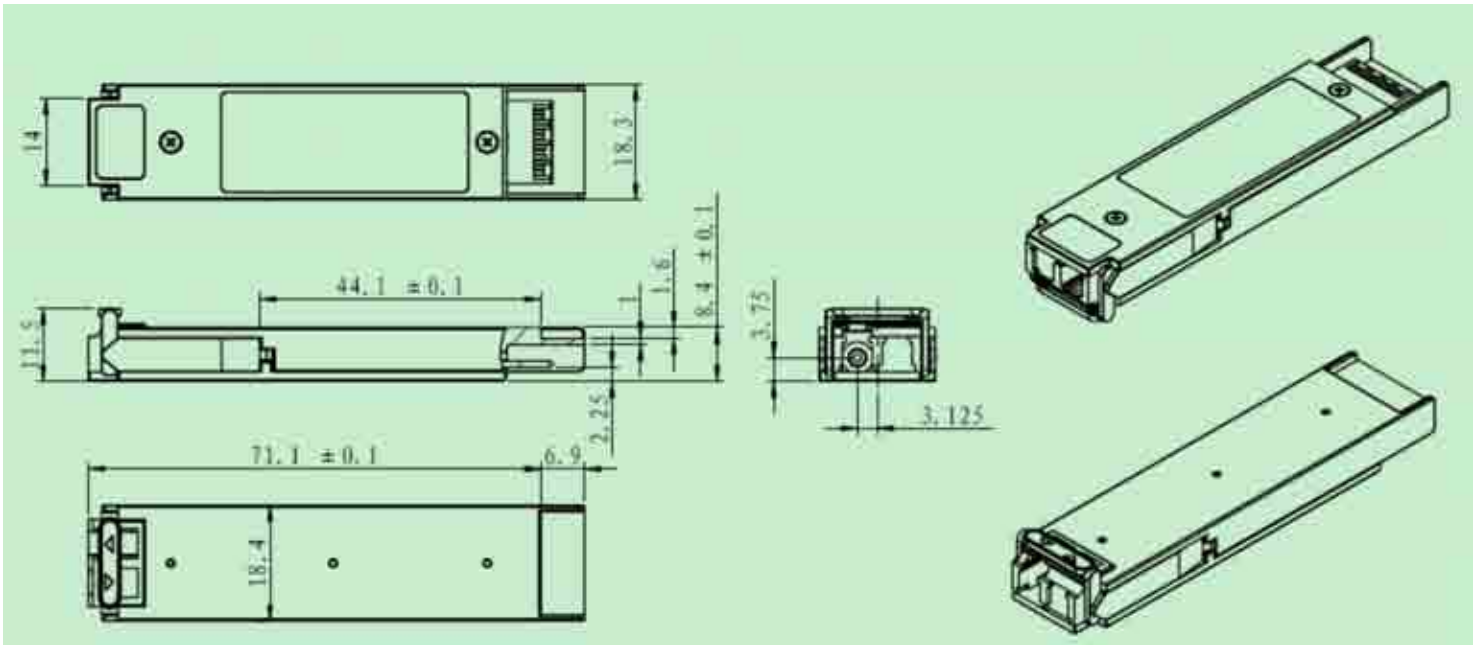
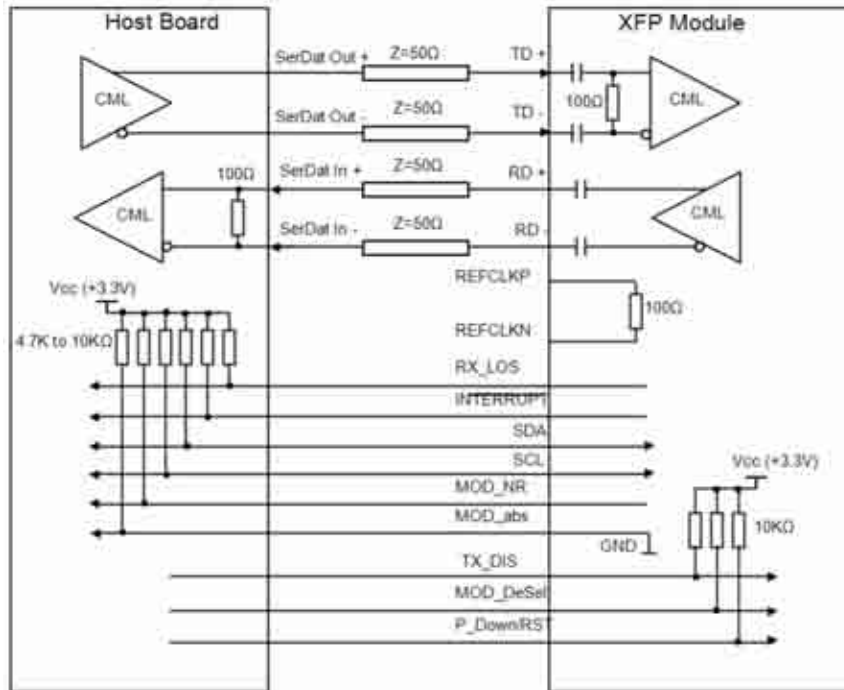




**XFP Single Fiber 40 km transceiver | 10G ER Ethernet  
PIN Functions**

Pin #	Name - Description
1	Module Ground
2	Optional -5.2 Power Supply – Not required
3	Module De-select
4	Interrupt (bar)
5	Transmitter Disable
6	+5 Power Supply, Not required
7	Module Ground
8	+3.3V Power Supply
9	+3.3V Power Supply
10	Serial 2-wire interface clock
11	Serial 2-wire interface data line
12	Module Absent
13	Module Not Ready
14	Receiver Loss of Signal indicator
15	Module Ground
16	Module Ground
17	Receiver inverted data output
18	Receiver non-inverted data output
19	Module Ground
20	+1.8V Power Supply – Not required
21	Power Down
22	+1.8V Power Supply – Not required
23	Module Ground
24	Reference Clock non-inverted input
25	Reference Clock inverted input
26	Module Ground
27	Module Ground
28	Transmitter inverted data input
29	Transmitter non-inverted data input
30	Module Ground

## XFP Single Fiber 40 km transceiver | 10G ER Ethernet Mechanical Layouts



OptoSpan reserves the right to make changes or to discontinue any optical product or service without any notice. Applications and features described herein are for illustrative purposes only. OptoSpan makes no representation of warranty that such applications or features will be suitable for any specific use or compatibility without further testing or modifications. Not responsible for typographical errors.